

AC980 Series

Intrinsically Safe Triaxial Accelerometer, 100 mV/g, 4 Pin Mini-MIL Side Exit Connector



VIBRATION ANALYSIS HARDWARE



IECEX
IECEX SIR 15.0060X



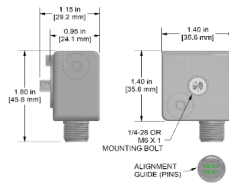
Regulatory Information

Ex ia IIC T3/T4 Ga	Control Drawing INS10012
AEx ia IIC T3/T4 Ga	Ui = 28 Vdc li = 112 mA
CLI Groups A, B, C, D	Pi = 1W, Ci = 63.036nF, Li = 0μH
CLII Groups E, F, G; CLIII	CSA 221421
CLI, Zone 0	Sira 15ATEX2152X
Operating Temperature Code: T4	Ex ia IIC T3 Ga
Ambient Temperature Range = -40 to 80°C	
Operating Temperature Code: T3	IECEX SIR 15.0060X
Ambient Temperature Range = -40 to 121°C	Ex ia IIC T3 Ga

AC980-1D

4 Pin Connector

Connector Pin	Polarity
A (Axis Y)	(+) Signal/Power
B (Axis X)	(+) Signal/Power
C (Axis Z)	(+) Signal/Power
D	(-) Common

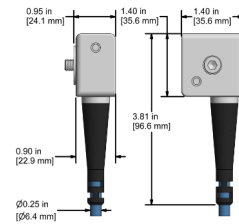


Stock Product

AC980-2D

CB192 Integral Cable

Conductor	Polarity
Red (Axis Y)	(+) Signal/Power
Green (Axis X)	(+) Signal/Power
White (Axis Z)	(+) Signal/Power
Black	(-) Common

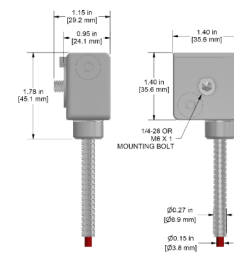


Built To Order

AC980-3D

CB218 Armored Integral Cable

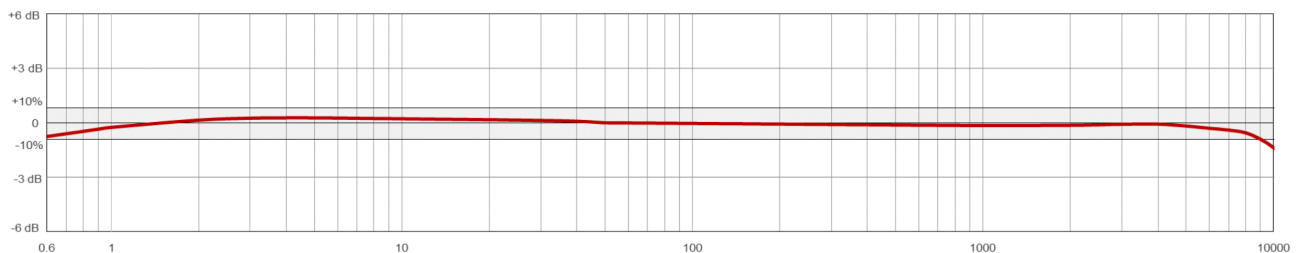
Conductor	Polarity
Red (Axis Y)	(+) Signal/Power
Green (Axis X)	(+) Signal/Power
White (Axis Z)	(+) Signal/Power
Black	(-) Common



Built To Order

Specifications	Standard	Metric	Specifications	Standard	Metric
Part Number	AC980	M/AC980	Environmental		
Sensitivity (±10%)		100 mV/g	Temperature Range	-65 to 250°F	-54 to 121°C
Frequency Response (±3dB)	36-600,000 CPM	0.6-10000 Hz	Electromagnetic Sensitivity		CE
Frequency Response (±10%)	60-390,000 CPM		Sealing		Welded, Hermetic
Dynamic Range		± 50 g, peak	Physical		
Electrical			Sensing Element		PZT Ceramic
Settling Time		<2.5 seconds	Weight	7.1 oz	200 grams
Voltage Source (IEPE)		18-28 VDC	Case Material		316L Stainless Steel
Constant Current Excitation		2-10 mA	Mounting		1/4-28
Spectral Noise @ 10 Hz		27 µg/√Hz	Connector (Non-Integral)		4 Pin J Connector
Spectral Noise @ 100 Hz		6.5 µg/√Hz	Mounting Torque	1 to 2 ft. lbs	1,4 to 2,7 Nm
Spectral Noise @ 1000 Hz		2.5 µg/√Hz	Mounting Hardware	1/4-28 Captive Bolt	M6x1 Captive Bolt
Output Impedance		<100 ohm	Calibration Certificate		CA10
Bias Output Voltage		10-14 VDC			
Case Isolation		>10 ⁸ ohm			

Typical Frequency Response



Backed by our Unconditional Lifetime Warranty

www.ctconline.com | sales@ctconline.com | 585-924-5900