

AC915 Series

Intrinsically Safe Accelerometer, Top Exit Connector / Cable, 100 mV/g Low Capacitance



VIBRATION ANALYSIS HARDWARE



Product Features

CSA / ATEX Approved

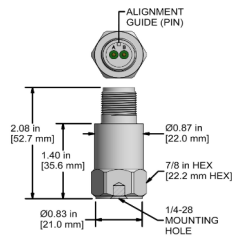
High Performance at a Reasonable Price

- ▶ 0,5-15000 (30-900,000 CPM)
- ▶ 100 mV/g Sensitivity ±10%
- ▶ Requires Intrinsic Safety Barrier

AC915-1A

2 Pin Connector

Connector Pin	Polarity
A	(+) Signal/Power
B	(-) Common

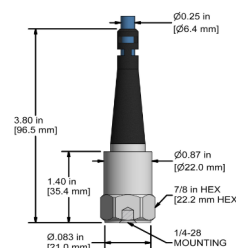


Stock Product

AC915-2C

CB190 Integral Cable

Conductor	Polarity
Red	(+) Signal/Power
Black	(-) Common
Shield	Cable Drain Wire

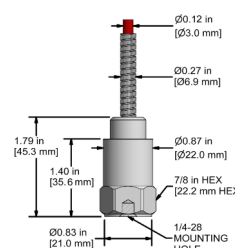


Built To Order

AC915-3C

CB206 Armored Integral Cable

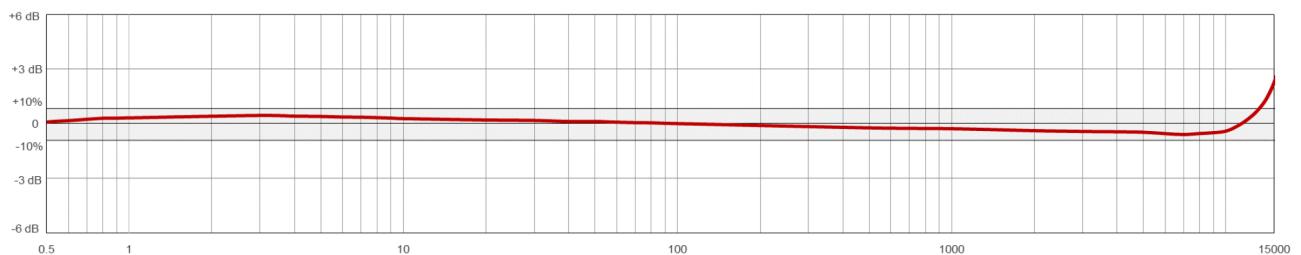
Conductor	Polarity
Red	(+) Signal/Power
Black	(-) Common
Shield	Cable Drain Wire



Built To Order

Specifications	Standard	Metric	Specifications	Standard	Metric
Part Number	AC915	M/AC915	Environmental		
Sensitivity (±10%)		100 mV/g	Temperature Range	-40 to 250°F	-40 to 121°C
Frequency Response (±3dB)	30-900,000 CPM	0,5-15000 Hz	Maximum Shock Protection		5,000 g, peak
Frequency Response (±10%)	60-600,000 CPM	1,0-10000 Hz	Electromagnetic Sensitivity		CE
Dynamic Range		± 80 g, peak	Sealing		Welded, Hermetic
Electrical			Submersible Depth	200 ft.	61 m
Settling Time	<3 Seconds		Physical		
Voltage Source (IEPE)	18-28 VDC		Sensing Element		PZT Ceramic
Constant Current Excitation	2-4 mA		Sensing Structure		Shear Mode
Spectral Noise @ 10 Hz	6.5 µg/√Hz		Weight	3.2 oz	90 grams
Spectral Noise @ 100 Hz	2 µg/√Hz		Case Material		316L Stainless Steel
Spectral Noise @ 1000 Hz	1.8 µg/√Hz		Mounting		1/4-28
Output Impedance	<100 ohm		Connector (Non-Integral)		2 Pin MIL-C-5015
Bias Output Voltage	10-14 VDC		Resonant Frequency	1,380,000 CPM	23000 Hz
Case Isolation	>10 ⁸ ohm		Mounting Torque	2 to 5 ft. lbs.	2,7 to 6,8 Nm
			Mounting Hardware	1/4-28 Stud	M6x1 Adapter Stud
			Calibration Certificate		CA10

Typical Frequency Response



Backed by our Unconditional Lifetime Warranty

www.ctconline.com | sales@ctconline.com | 585-924-5900